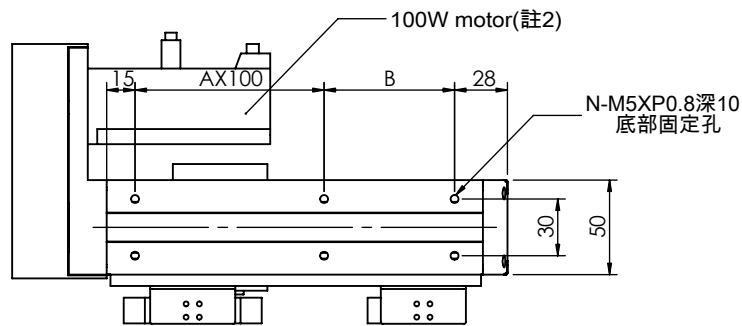
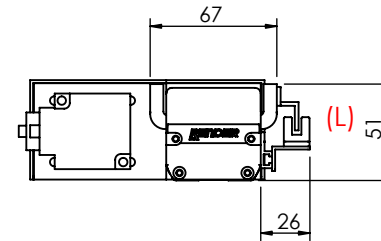
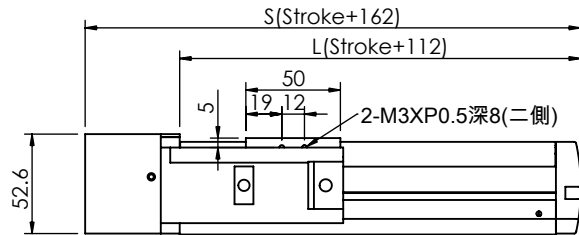
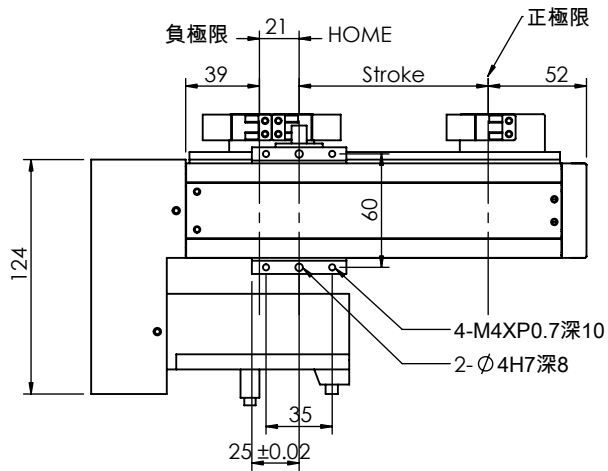


(JDBN50間接式規格表-2R)

左註1：外置式SENSOR安裝L左側

註2：適用馬達50W,100



SENSOR出線號數如下:

- 1.正極限 +LS
- 2.原點 HOME
- 3.附極限 -LS

單位:mm

行程Stroke	50	100	150	200	250	300	350	400	450	500
S	212	262	312	362	412	462	512	562	612	662
L	162	212	262	312	362	412	462	512	562	612
A	1	1	2	2	3	3	4	4	5	5
B	19	69	19	69	19	69	19	69	19	69
N	6	6	8	8	10	10	12	12	14	14
重量Weight(kg)	1.3	1.7	2.1	2.5	2.9	3.3	3.7	4.1	4.5	4.9